

FEES REGULATING AUTHORITY - 2024-25, Mumbai

305, Govt. Polytechnic Building, Ali Yawar Jung Marg, Bandra (E), Mumbai - 400 051 (M.S.), INDIA


APPROVED FORMAT FOR COMPUTATION OF FEES FOR YEAR 2024-25 AND STREAM ENGG

1	Name of the College/Institute: Vivekanand Education Society's Institute of Technology Code: EN3185 Stream: ENGG Year: 2024-25 Location: Hashu Advani Memorial Complex, Collectors Colony, R C Marg, Chembur - 400 074.		
2	a) 1. Information related to Fee For AY 2023-24 2. Information related to Fee For AY 2022-23 3. Information related to Fee For AY 2021-22 4. Information related to Fee For AY 2020-21 5. Information related to Fee For AY 2019-20	Approved Approved Approved Approved Approved	125500 121000 121000 113000 104000
	b) Fee Proposed by College for AY 2024-25	Proposal Status Y	
		Proposed fee for 2024-25 159436 Rs.	
	c) Year of recognition by respective council/Government :	1984	
3.	Whether undertaking on stamp paper submitted reg. refund?	N	
4	Computation of final tuition fee and development fee:	Expenditure incurred (in Rs.)	
		Total	Per Student (divided by 4.8)
4.1.1	Salary expenditure for 2022-23 to approved teaching /non teaching staff. as per DTE / AICTE / PCI / COA / GOVERNMENT / UNIVERSITY norms the figure to be given of Professors/Associates Professors/Assistant Professors as per the norms required and actual No.	254248520	96233
4.1.2	Salary/Honorarium paid to visiting Faculties and their numbers	0	
4.1.3	Stipend paid to the students	0	0
4.1.4	Total Salary Expenditure (4.1.1+4.1.2+4.1.3)	254248520	96233
4.2	Non salary revenue expenditure (Rent, Interest on loan, Penalties if any legal charges and unrelated expenditure to be excluded , except interest paid on TEQUIP loan) for 2022-23	51660407	19554
4.2.1	a) Less income	14110172	5341
	b) Hostel expenses,	0	
4.2.2	Total (4.1.4 + 4.2) - (4.2.1)	291798755	110446
4.2.2.1	Actual Bank Interest on Working Capital Loan Amount Claimed (0) or Total interest allowable limited to 2% of 4.2.2 (5835975) whichever is lower	0	
4.2.2.2	Total 4.2.2 + 4.2.2.1	291798755	110446
4.2.3	10% of 4.2.2.2 for increase in cost for 2022-23	29179876	11045
4.2.3.1	Equalization Factor - Duration of Course 4 Years - 4.59% of 4.2.2	13393563	5069
4.3	Usage charge for building - Regular / First Shift Rs. 6375 per student for total sanctioned intake 1. Usage Charges: 5500 2. Additional Usage Charges: 3000 3. For New Colleg Additional: 0 4. Land/Building allotted by Gov. or Public Body: Y (75% Usage Charges Allowed)	16065000	6375
	Usage charge for building - Second Shift Rs. 3188 per student for total sanctioned intake	0	
4.4	Depreciation on other assets at approved rates -	19063501	7216
4.5	Total of (4.2.2.2 to 4.4)	369500695	139856
4.6	Sanctioned strength in the course run in Academic Year 2022-23 (No.) - Regular / First Shift (This is to exclude the Tuition Waiver Scheme (TWS) students)	2520	
	Sanctioned strength in the course run in Academic Year 2022-23 (No.) - Second Shift (This is to exclude the Tuition Waiver Scheme (TWS) students)	0	
4.7	Actual strength in the course run in Academic Year 2022-23 (No.) - Regular / First Shift	2642	
	Actual strength in the course run in Academic Year 2022-23 (No.) - Second Shift	0	
4.8	Controlling strength (No.)(Higher of 4.6 & 4.7) - Regular / First Shift	2642	
	Controlling strength (No.)(Higher of 4.6 & 4.7) - Second Shift	0	
4.9	Per Student Fee (4.5/4.8)	139856	
4.9.1	Total Tuition Fee (4.9 + 0 Vacancy Allowance) (0% increase due to less admissions if any)	139856	
4.10	Development fee (10% of 4.9.1)	13986	
4.10.1	Total fee (4.9.1 + 4.10)	153842	
4.10.2	Credit for accreditation/quality improvement etc NAAC Grade - A(4196) / NBA Courses - 0(0%)/ NIRF within top 500 - N(0) / ICAR Grade- (0) / MCAER/Agriculture University Grade- (0) - Add = 4196 Ph.D Holder - 32% - Add = 699	5594	

	Research Publications in international journals & Patents - 0.00 per faculty per year - Add = 0 Placement of students - 68% - Add = 699	
4.10.3	Total Development Fee (4.10 + 4.10.2-(19580)) or Limited 15% of Tuition Fee(4.9.1- (20978)) whichever is less.	19580
4.10.4	Total Fee (4.9.1 + 4.10.3)	159436

Date **27/12/2023**
Place **MUMBAI**

Jayalekh
PRINCIPAL
VIVEKANAND EDUCATION SOCIETY'S
INSTITUTE OF TECHNOLOGY



Signature and Seal of person authorised in terms of section 2 (I) of the Act with Code No. _____

FOR OFFICE USE ONLY

Date _____

Disallowance:-
1) _____
2) _____
3) _____
4) _____

Prepared by: _____



Checked by (Chartered Accountant) _____

FEES REGULATING AUTHORITY - 2024-25, Mumbai

305, Govt. Polytechnic Building, Ali Yawar Jung Marg, Bandra (E), Mumbai - 400 051 (M.S.), INDIA

APPROVED FORMAT FOR COMPUTATION OF FEES FOR YEAR 2024-25 AND STREAM MCA

1	Name of the College/Institute: Vivekanand Education Society's Institute of Technology Code: EN3185 Stream: MCA Year: 2024-25 Location: Hashu Advani Memorial Complex, Collectors Colony, R C Marg, Chembur - 400 074.		
2	a) 1. Information related to Fee For AY 2023-24 2. Information related to Fee For AY 2022-23 3. Information related to Fee For AY 2021-22 4. Information related to Fee For AY 2020-21 5. Information related to Fee For AY 2019-20	Approved Approved Approved Approved Approved	90000 104000 104000 100000 85000
	b) Fee Proposed by College for AY 2024-25	Proposal Status Y	
		Proposed fee for 2024-25 141446 Rs.	
	c) Year of recognition by respective council/Government :	2003	
3.	Whether undertaking on stamp paper submitted reg. refund?	N	
4	Computation of final tuition fee and development fee:	Expenditure incurred (in Rs.)	
		Total	Per Student (divided by 4.8)
4.1.1	Salary expenditure for 2022-23 to approved teaching /non teaching staff. as per DTE / AICTE / PCI / COA / GOVERNMENT / UNIVERSITY norms the figure to be given of Professors/Associates Professors/Assistant Professors as per the norms required and actual No.	21323742	88849
4.1.2	Salary/Honorarium paid to visiting Faculties and their numbers	0	
4.1.3	Stipend paid to the students	0	0
4.1.4	Total Salary Expenditure (4.1.1+4.1.2+4.1.3)	21323742	88849
4.2	Non salary revenue expenditure (Rent, Interest on loan, Penalties if any legal charges and unrelated expenditure to be excluded , except interest paid on TEQUIP loan) for 2022-23	5297254	22072
4.2.1	a) Less income	2071502	8631
	b) Hostel expenses,	0	
4.2.2	Total (4.1.4 + 4.2) - (4.2.1)	24549494	102290
4.2.2.1	Actual Bank Interest on Working Capital Loan Amount Claimed (0) or Total interest allowable limited to 2% of 4.2.2 (490990) whichever is lower	0	
4.2.2.2	Total 4.2.2 + 4.2.2.1	24549494	102290
4.2.3	10% of 4.2.2.2 for increase in cost for 2022-23	2454949	10229
4.2.3.1	Equalization Factor - Duration of Course 2 Years - 1.50% of 4.2.2	368242	1534
4.3	Usage charge for building - Regular / First Shift Rs. 5250 per student for total sanctioned intake 1. Usage Charges: 5000 2. Additional Usage Charges: 2000 3. For New Colleg Additional: 0 4. Land/Building allotted by Gov. or Public Body: Y (75% Usage Charges Allowed)	1260000	5250
	Usage charge for building - Second Shift Rs. 2625 per student for total sanctioned intake	0	
4.4	Depreciation on other assets at approved rates -	1145502	4773
4.5	Total of (4.2.2.2 to 4.4)	29778187	124076
4.6	Sanctioned strength in the course run in Academic Year 2022-23 (No.) - Regular / First Shift (This is to exclude the Tuition Waiver Scheme (TWS) students)	240	
	Sanctioned strength in the course run in Academic Year 2022-23 (No.) - Second Shift (This is to exclude the Tuition Waiver Scheme (TWS) students)	0	
4.7	Actual strength in the course run in Academic Year 2022-23 (No.) - Regular / First Shift	235	
	Actual strength in the course run in Academic Year 2022-23 (No.) - Second Shift	0	
4.8	Controlling strength (No.)(Higher of 4.6 & 4.7) - Regular / First Shift	240	
	Controlling strength (No.)(Higher of 4.6 & 4.7) - Second Shift	0	
4.9	Per Student Fee (4.5/4.8)	124076	
4.9.1	Total Tuition Fee (4.9 + 0 Vacancy Allowance) (0% increase due to less admissions if any)	124076	
4.10	Development fee (10% of 4.9.1)	12408	
4.10.1	Total fee (4.9.1 + 4.10)	136484	
4.10.2	Credit for accreditation/quality improvement etc NAAC Grade - A(3722) / NBA Courses - 0(0%)/ NIRF within top 500 - N(0) / ICAR Grade- (0) / MCAER/Agriculture University Grade- (0) - Add = 3722 Ph.D Holder - 32% - Add = 620	4962	



	Research Publications in international journals & Patents - 0.00 per faculty per year - Add = 0 Placement of students - 68% - Add = 620	
4.10.3	Total Development Fee (4.10 + 4.10.2-(17370)) or Limited 15% of Tuition Fee(4.9.1- (18611)) whichever is less.	17370
4.10.4	Total Fee (4.9.1 + 4.10.3)	141446
Date	27/12/2023	
Place	MUMBAI	
Signature and Seal of person authorised in terms of section 21(c) of the Act with Code No.	  PRINCIPAL VIVEKANAND EDUCATION SOCIETY'S INSTITUTE OF TECHNOLOGY	
	FOR OFFICE USE ONLY	
Date		
Disallowance:-		
1)		
2)		
3)		
4)		
Prepared by:		
Checked by (Chartered Accountant)		

FEES REGULATING AUTHORITY - 2024-25, Mumbai

305, Govt. Polytechnic Building, Ali Yawar Jung Marg, Bandra (E), Mumbai - 400 051 (M.S.), INDIA

APPROVED FORMAT FOR COMPUTATION OF FEES FOR YEAR 2024-25 AND STREAM ME

1	Name of the College/Institute: Vivekanand Education Society's Institute of Technology Code: EN3185 Stream: ME Year: 2024-25 Location: Hashu Advani Memorial Complex, Collectors Colony, R C Marg, Chembur - 400 074.		
2	a) 1. Information related to Fee For AY 2023-24 2. Information related to Fee For AY 2022-23 3. Information related to Fee For AY 2021-22 4. Information related to Fee For AY 2020-21 5. Information related to Fee For AY 2019-20	Approved Approved Approved Approved Approved	43000 105000 105000 105000 93000
	b) Fee Proposed by College for AY 2024-25	Proposal Status Y	
		Proposed fee for 2024-25 75000 Rs.	
	c) Year of recognition by respective council/Government :	2002	
3.	Whether undertaking on stamp paper submitted reg. refund?	N	
4	Computation of final tuition fee and development fee:	Expenditure incurred (in Rs.)	
		Total	Per Student (divided by 4.8)
4.1.1	Salary expenditure for 2022-23 to approved teaching /non teaching staff. as per DTE / AICTE / PCI / COA / GOVERNMENT / UNIVERSITY norms the figure to be given of Professors/Associates Professors/Assistant Professors as per the norms required and actual No.	1228221	14622
4.1.2	Salary/Honorarium paid to visiting Faculties and their numbers	0	
4.1.3	Stipend paid to the students	0	0
4.1.4	Total Salary Expenditure (4.1.1+4.1.2+4.1.3)	1228221	14622
4.2	Non salary revenue expenditure (Rent, Interest on loan, Penalties if any legal charges and unrelated expenditure to be excluded , except interest paid on TEQUIP loan) for 2022-23	255568	3042
4.2.1	a) Less income	22562	269
	b) Hostel expenses,	0	
4.2.2	Total (4.1.4 + 4.2) - (4.2.1)	1461227	17396
4.2.2.1	Actual Bank Interest on Working Capital Loan Amount Claimed (0) or Total interest allowable limited to 2% of 4.2.2 (29225) whichever is lower	0	
4.2.2.2	Total 4.2.2 + 4.2.2.1	1461227	17396
4.2.3	10% of 4.2.2.2 for increase in cost for 2022-23	146123	1740
4.2.3.1	Equalization Factor - Duration of Course 2 Years - 1.50% of 4.2.2	21918	261
4.3	Usage charge for building - Regular / First Shift Rs. 6375 per student for total sanctioned intake 1. Usage Charges: 5500 2. Additional Usage Charges: 3000 3. For New Colleg Additional: 0 4. Land/Building allotted by Gov. or Public Body: Y (75% Usage Charges Allowed)	535500	6375
	Usage charge for building - Second Shift Rs. 3188 per student for total sanctioned intake	0	
4.4	Depreciation on other assets at approved rates -	9160	109
4.5	Total of (4.2.2.2 to 4.4)	2173928	25880
4.6	Sanctioned strength in the course run in Academic Year 2022-23 (No.) - Regular / First Shift (This is to exclude the Tuition Waiver Scheme (TWS) students)	84	
	Sanctioned strength in the course run in Academic Year 2022-23 (No.) - Second Shift (This is to exclude the Tuition Waiver Scheme (TWS) students)	0	
4.7	Actual strength in the course run in Academic Year 2022-23 (No.) - Regular / First Shift	3	
	Actual strength in the course run in Academic Year 2022-23 (No.) - Second Shift	0	
4.8	Controlling strength (No.)(Higher of 4.6 & 4.7) - Regular / First Shift	84	
	Controlling strength (No.)(Higher of 4.6 & 4.7) - Second Shift	0	
4.9	Per Student Fee (4.5/4.8)	25880	
4.9.1	Total Tuition Fee (4.9 + 0 Vacancy Allowance) (0% increase due to less admissions if any)	25880	
4.10	Development fee (10% of 4.9.1)	2588	
4.10.1	Total fee (4.9.1 + 4.10)	28468	
4.10.2	Credit for accreditation/quality improvement etc NAAC Grade - A(776) / NBA Courses - 0(0%)/ NIRF within top 500 - N(0) / ICAR Grade- (0) / MCAER/Agriculture University Grade- (0) - Add = 776 Ph.D Holder - 32% - Add = 129	1034	

	Research Publications in international journals & Patents - 0.00 per faculty per year - Add = 0 Placement of students - 68% - Add = 129	
4.10.3	Total Development Fee (4.10 + 4.10.2-(3622)) or Limited 15% of Tuition Fee(4.9.1- (3882)) whichever is less.	3622
4.10.4	Total Fee (4.9.1 + 4.10.3)	29502
Date	27/12/2023	
Place	MUMBAI	
Signature and Seal of person authorised in terms of section 2 (I) of the Act with Code No.	  PRINCIPAL VIVEKANAND EDUCATION SOCIETY'S INSTITUTE OF TECHNOLOGY FOR OFFICE USE ONLY	
Date		
Disallowance:-	1) 2) 3) 4)	
Prepared by:		
Checked by (Chartered Accountant)		